

High Power Attenuator – 250 Watts, DC - 18 GHz

Connectors - N or 3.5 mm



Features

- Quality high temperature connectors
- Designed to meet environmental requirements of MIL-DTL-3933
- Ideal for wideband test applications
- RoHS Compliant

Technical Specifications

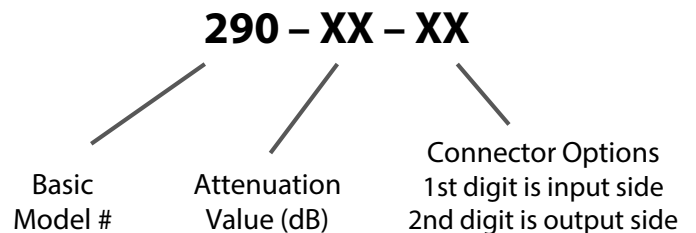
Nominal Impedance	50 Ω
Frequency Range	DC to 18.0 GHz
Maximum Deviation Over Frequency	
Nominal ATTN (dB)	Deviation (dB)
3,6,10,20,30,40	-2.5/+4.0
Maximum SWR	
Frequency (GHz)	SWR
DC - 18	1.60
Power Rating	
<ul style="list-style-type: none"> - 250 W average at 25°C ambient. - Derated to 25 W average at 125° C - 1 KW peak @ 5 μsec pulse width & 1.25% duty cycle 	
Power Coefficient	< 0.00006 dB/dB/watt
Temperature Coefficient	< 0.0004 dB/dB/°C
Temperature Range	-55°C to 125°C

Mechanical Specifications

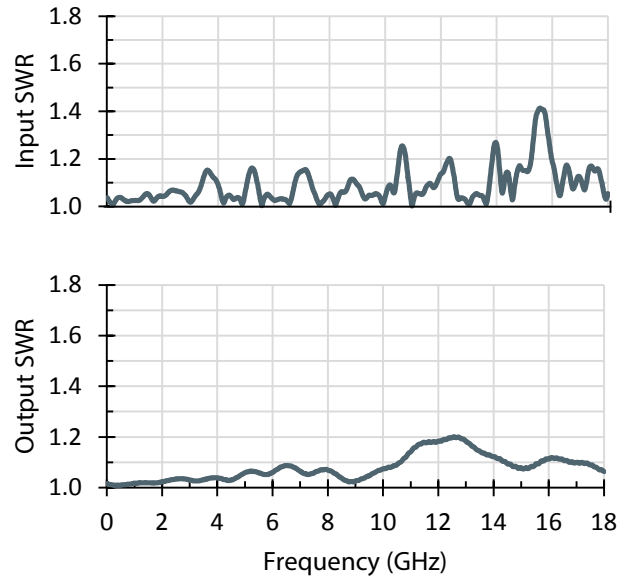
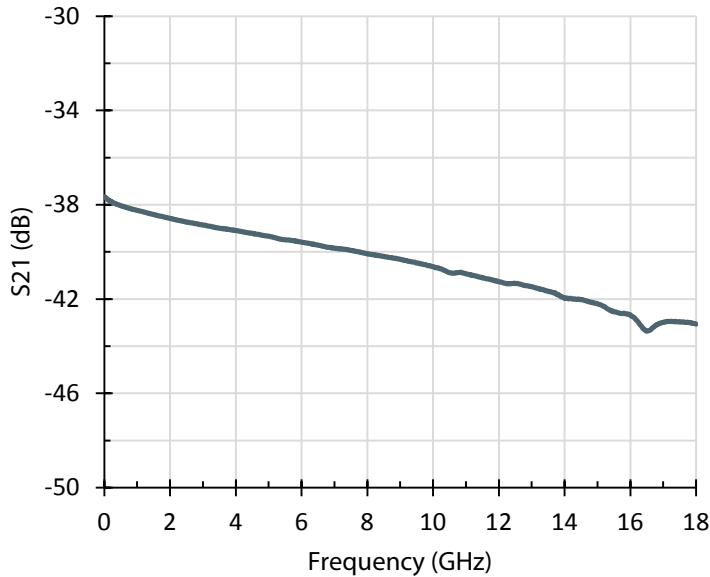
Construction	Aluminum alloy body, stainless steel connectors & gold plated contacts.	
Weight	1400 grams (50 oz.) maximum	
Connectors		
Options	Type	Description
1 2	3.5 mm Female 3.5 mm Male	Mates nondestructively with SMA, SMK and 3.5 mm connectors
3 4	Type N Female Type N Male	Interface dimensions per MIL-STD 348 & IEC 60169-16. Mates non-destructively with MIL-PRF-39012 connector.

Swept data plots of attenuation and SWR from 50 MHz to 18 GHz are available upon request.

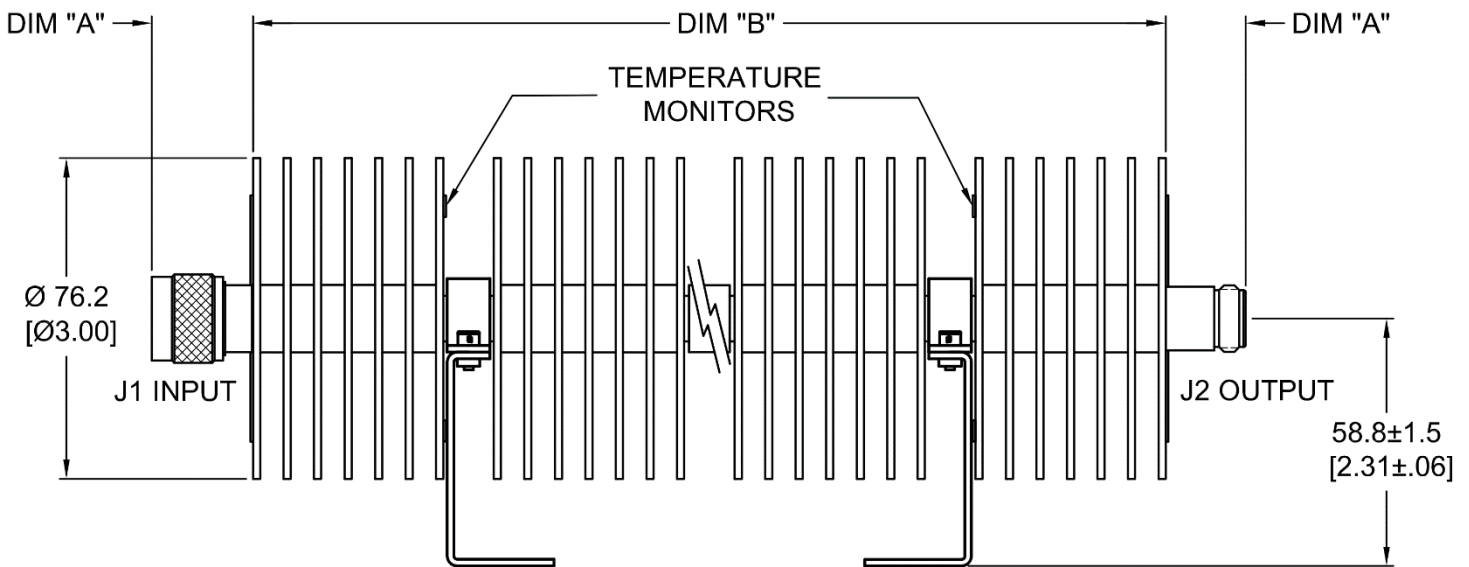
Model Number Description



Typical 290-40-34 Attenuation & SWR



Physical Dimensions



Attenuator Dimensions

Connector Option	Dim A mm (in)	Attenuation (dB)	Dim B mm (in)
3.5 Male	13.2 (0.52)	3	218 (8.6)
3.5 Female	14.0 (0.55)	6,10	332 (13.1)
N Male	24.1 (0.95)	20,30,40	390 (15.4)
N Female	19.0 (0.75)		

NOTE: All dimensions are given in mm (inches) and are maximum, unless otherwise specified.